




HOW TO INSTALL QUIMERA

How to install Quimera on your computer:

Step 1: If you choose to pay with PayPal:

Baccarat777

1 — 2 — 3
Customer Information — Payment — Order Confirmation

FAST CHECKOUT  **Click here**

OR

CUSTOMER INFORMATION

Email Address Phone (Optional)

BILLING ADDRESS


First Name Last Name

United States

Street Address Apt. Unit, Suite, etc. (Optional)

YOUR ORDER

EDIT CART

 Quimera

Show details

Subtotal

Order Total

Step 2: Once you have completed your payment in PayPal and accepted the payment, it will take you to this new window:

The screenshot shows the Baccarat777 checkout page. At the top, the brand name "Baccarat777" is displayed in a teal header. Below the header is a progress bar with three steps: "1 Customer Information", "2 Payment" (which is highlighted in blue), and "3 Order Confirmation".

The left side of the page contains the "BILLING ADDRESS" section, listing "John Smith", "Miami, Fl.", "USA", and the email "quimerabaccarat777@gmail.com". There is an "Edit" link below the address. Below the billing information is the "PAYMENT" section, which features the PayPal logo and a button labeled "COMPLETE YOUR ORDER". This button is highlighted with a red rectangular border, and a red arrow points from it to the text "Click here".

The right side of the page is titled "YOUR ORDER" and includes an "EDIT CART" link. It shows a product image of a Quimera card with the name "Quimera" and a "Show details" link. Below this, there is a table for the order summary with columns for "Subtotal" and "Order Total", both of which are currently blank.

Step 3:

Baccarat777

1

Customer Information

2

Payment

3

Order Confirmation

THANK YOU!

Your order number is: **R899411876**

You'll receive an email confirmation at quimerabaccarat777@gmail.com, which will also contain your digital download links.


DOWNLOAD YOUR FILES

Quimera

Quimera, powerful Baccarat prediction software.

RAR

6.8 MB

 Download

Click here

YOUR ORDER



Quimera

Show details

Subtotal

Order Total

BACK TO STORE

Step 4: Once you click download, your file is downloaded to your computer, the file name will be: "Quimera.zip"

The screenshot displays the Baccarat777 checkout process. At the top, the brand name "Baccarat777" is centered. Below it, a progress bar shows three steps: "1 Customer Information", "2 Payment", and "3 Order Confirmation", with the third step being the active one. The main content area is split into two columns. The left column features a "THANK YOU!" message, the order number "R899411876", and a note about email confirmation. Below this is a "DOWNLOAD YOUR FILES" section with a table listing the "Quimera" file. The right column, titled "YOUR ORDER", shows a product image for "Quimera" and a "Show details" link. At the bottom of the page, a download notification bar is visible, showing the file "Quimera.rar" (6.1/6.8 MB) with a red box and arrow pointing to it, and the text "Your download is here". A "Mostrar todo" button is also present in the bottom right corner.

Baccarat777

1 Customer Information 2 Payment 3 Order Confirmation

THANK YOU!

Your order number is: **R899411876**

You'll receive an email confirmation at quimerabaccarat777@gmail.com, which will also contain your digital download links.

DOWNLOAD YOUR FILES

Quimera			
Quimera, powerful Baccarat prediction software.	RAR	6.8 MB	Downloaded

YOUR ORDER

Quimera

Show details

Subtotal

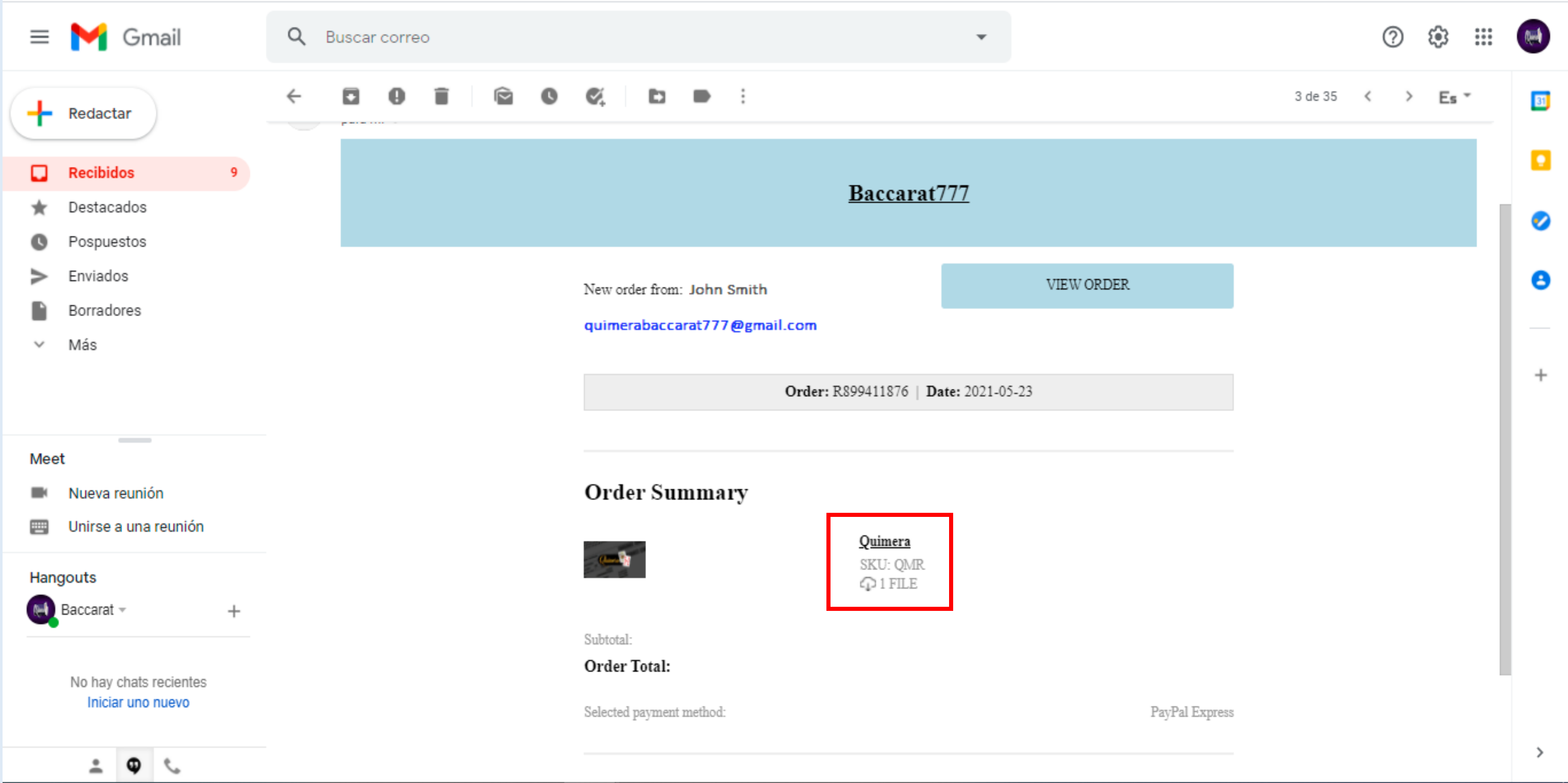
Order Total

Quimera.rar
6.1/6.8 MB, Quedan 0 s

Your download is here

Mostrar todo

Step 5: At this point you should have received an email with the payment information and a download link, but remember that the Quimera file is already downloaded.



If you decide to pay with a Credit Card:

1.

CLICKBANK® Español

Formulario de pago seguro


Información del cliente Resumen del pedido

Dirección de correo electrónico
quimerabaccarat777@gmail.com

Información de facturación


Método de pago
 Tarjeta de crédito PayPal

Nombre del titular de la tarjeta
John Smith

Número de Tarjeta 

Fecha de vencimiento **Código de seguridad**
09 2021 122
[¿Qué es esto?](#)




País **Código postal**
Estados Unidos 33192

Quimera

Producto Digital

Subtotal
Impuesto
TOTAL

El acceso inmediato a este producto o servicio está disponible una vez que se aprueba el pago.

Pagar ahora

2.

¡Gracias por su compra!

Su estado de cuenta mostrará lo siguiente:

\$250.00 CLKBANK*COM_RVGIFXMX

La confirmación del pedido y la factura de la compra le fueron enviados por correo electrónico a: **quimerabaccarat777@gmail.com**.

Por favor, imprima una copia de esta página para guardarla en sus registros.

OK

Click here



Quimera
Digital Product Software

Precio:

Descargar o acceder al producto digital

Datos de facturación

John Smith
quimerabaccarat777@gmail.com
[editar la información de contacto](#)

Order Total

Forma de pago:

3.

¡Gracias por su compra! El pago fue aprobado.

Importante: Esta transacción aparecerá en su estado de cuenta como "CLKBANK*COM_RVGIFXMX" o "CLICKBANK"

Esta fue una compra en modo de prueba.

Se ha enviado una copia del recibo mediante correo electrónico a quimerabaccarat777@gmail.com. Si esta dirección de correo electrónico no es correcta, actualice su información de contacto en el sitio web de Soporte técnico para clientes de CLKBank.com.

Agilice las compras futuras. ¡Regístrese y cree una cuenta de cliente de ClickBank hoy!

Confirmación del pedido y factura del comprador

Fecha de pedido: 05/23/2021

Número de Orden: RVGIFXMX | Dirección de correo electrónico para pedidos: quimerabaccarat777@gmail.com



Quimera

Digital Product: Software

Precio:

Descargar o acceder al producto digital



Click here

Datos de facturación

John Smith


quimerabaccarat777@gmail.com

[editar la información de contacto](#)

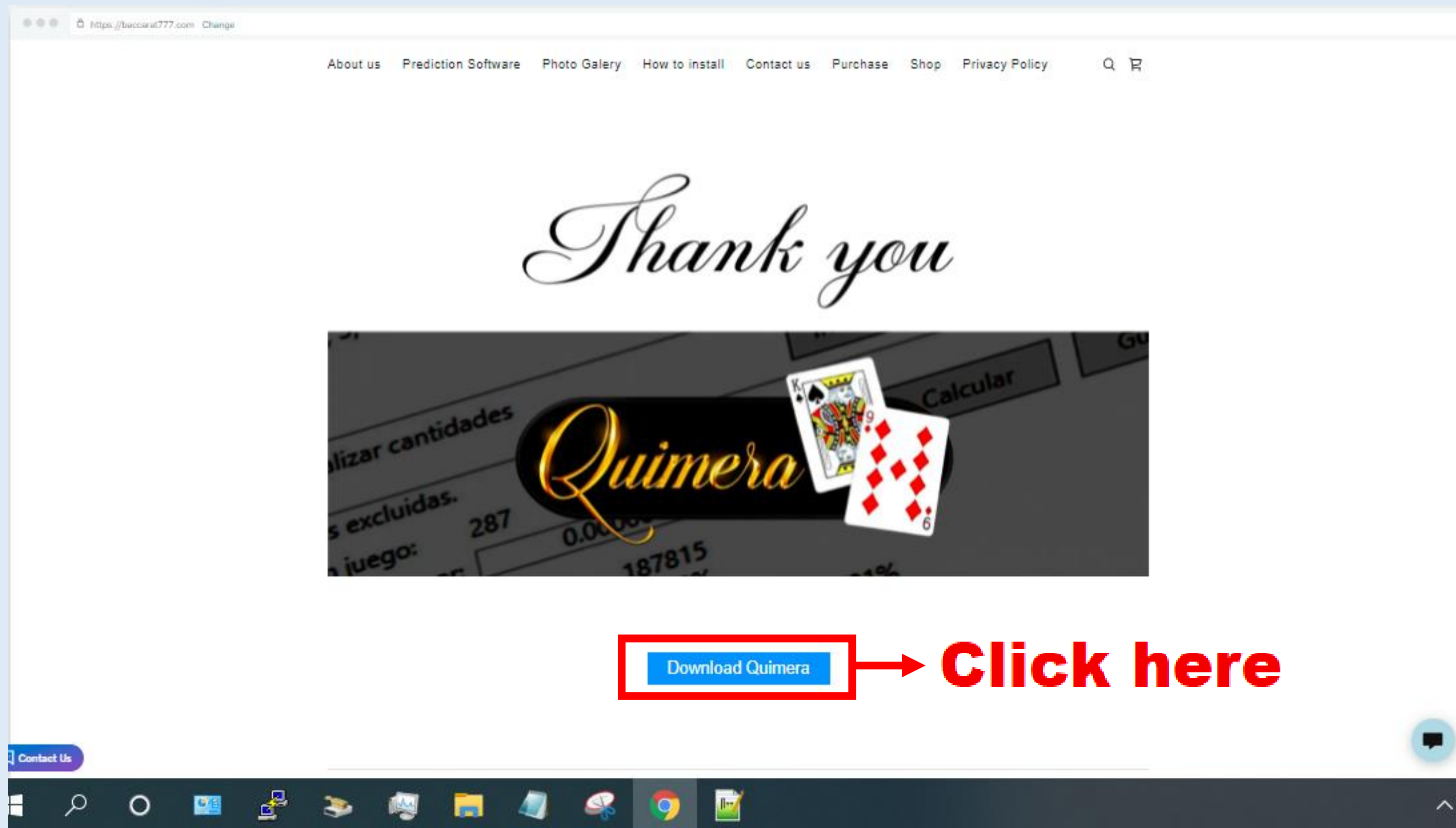
Order Total:

Forma de pago:

4. When you click on step # 3 you will be redirected to our page <https://Baccarat777.com> to download the file that contains the Quimera program.



5. Now you must click on "Download Quimera"



The screenshot shows a web browser window with the URL <https://beccara777.com>. The navigation menu includes: About us, Prediction Software, Photo Galery, How to install, Contact us, Purchase, Shop, Privacy Policy, a search icon, and a shopping cart icon. The main content area features the text "Thank you" in a large, elegant cursive font. Below this is a banner image with a dark background, showing the word "Quimera" in gold cursive, a King of Spades card, and a 9 of Diamonds card. The banner also contains some blurred text in Spanish, including "Calcular", "287", "0.00", and "187815". At the bottom of the page, there is a blue button labeled "Download Quimera" which is highlighted with a red rectangular border. A red arrow points from this button to the text "Click here" in large, bold, red font. In the bottom left corner, there is a "Contact Us" button, and in the bottom right corner, there is a chat bubble icon. The Windows taskbar is visible at the very bottom of the image.

6. Your file will be downloaded to your computer.

The image shows a web browser window with the address bar displaying "baccarat777.com/". The page content includes a navigation menu with items like "About us", "Prediction Software", "Photo Galery", "How to install", "Contact us", "Purchase", "Shop", and "More". The main heading is "Thank you" in a large, elegant script font. Below this is a banner image featuring the word "Quimera" in gold script, two playing cards (King of Spades and 9 of Diamonds), and a calculator interface with Spanish text. A blue button labeled "Download Quimera" is positioned below the banner. At the bottom of the browser window, a download notification for "Quimera.zip" is visible, highlighted with a red box. A red arrow points from this notification to the text "Your file is here". The Windows taskbar is visible at the bottom of the screen, showing various application icons and the system tray with the date and time "12:37 p. m. 05/24/2021".

Download Quimera

→ Your file is here

7.

The image shows a web browser window with the address bar displaying `baccarat777.com/quimera`. The page content includes a navigation menu with items like 'About us', 'Prediction Software', 'Photo Galery', 'How to install', 'Contact us', 'Purchase', and 'Shop'. A large 'Thank you' message is centered on the page. Below it is a banner for 'Quimera' featuring playing cards and a calculator. At the bottom of the page, there is a blue button labeled 'Download Quimera'. In the foreground, a Windows taskbar shows a download notification for 'Quimera.zip'. A context menu is open over the notification, with the option 'Mostrar en carpeta' highlighted. Red boxes and arrows labeled '1' and '2' indicate the steps to open the folder.

Quimera | Baccarat777

baccarat777.com/quimera

About us Prediction Software Photo Galery How to install Contact us Purchase Shop More

Thank you

Quimera

Download Quimera

Quimera.zip

Mostrar en carpeta

1

2

12:38 p. m. 05/24/2021

Step 6: Returning to step #4 of "Pay with PayPal" and step #7 of "Pay with Credit Card" clicking where indicated (number 1) appears drop-down menu. Then you click on number 2.

Baccarat777

1 Customer Information 2 Payment 3 Order Confirmation

THANK YOU!

Your order number is: **R899411876**

You'll receive an email confirmation at quimerabaccarat777@gmail.com, which will also contain your digital download links.

DOWNLOAD YOUR FILES

Quimera

Quimera, powe 6.8 MB Downloaded

Abrir
Abrir siempre archivos de este tipo
Mostrar en carpeta
Cancelar

Quimera.rar 6,1/6,8 MB, Quedan 0 s

YOUR ORDER

Quimera

Show details

Subtotal

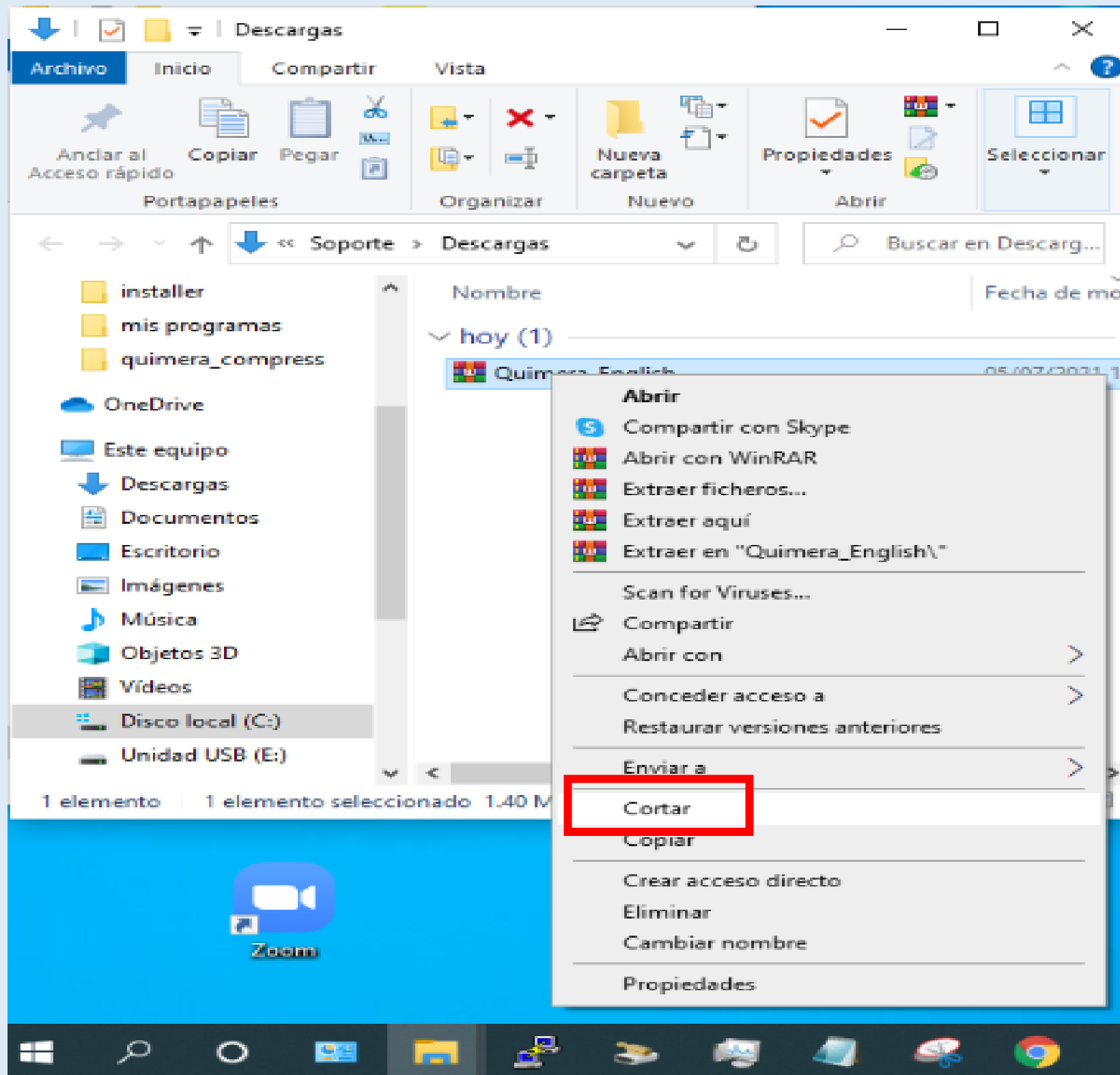
Order Total

Mostrar todo

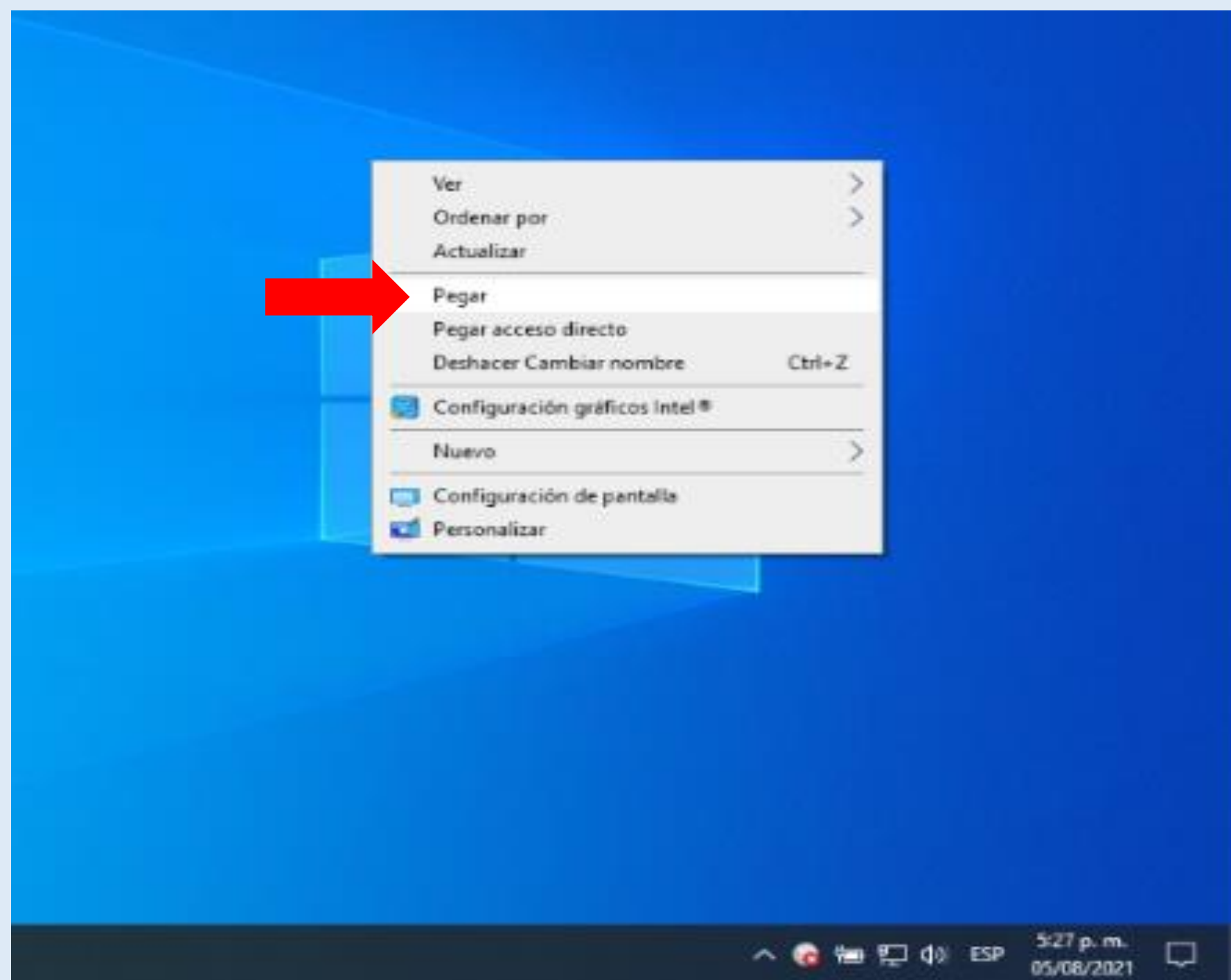
Step 7: The file will be located in your "Downloads" folder on your computer.



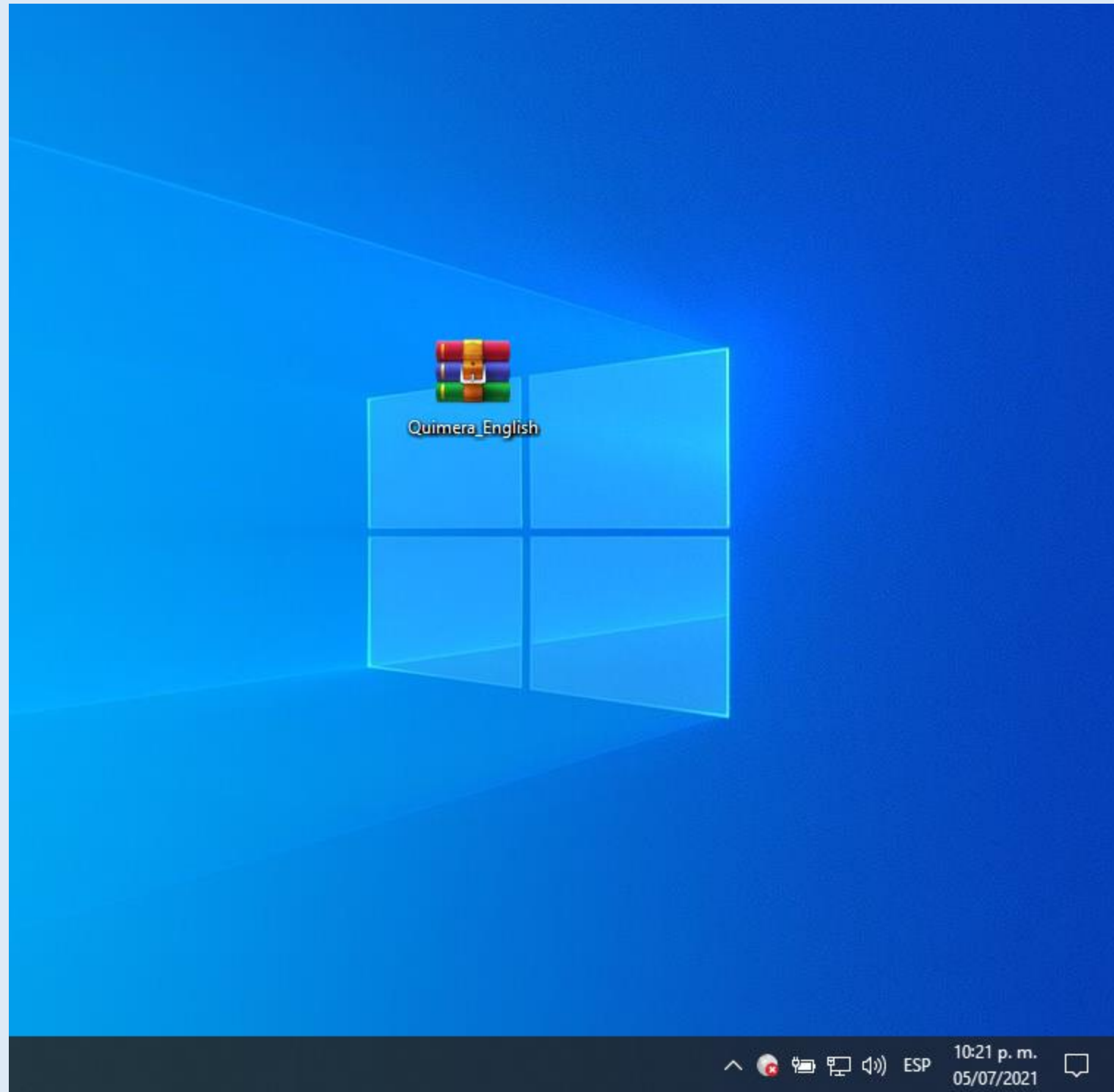
Step 8: once the file is located, the next step is to move it to "Desktop", for that we right click on our file and select "CUT"



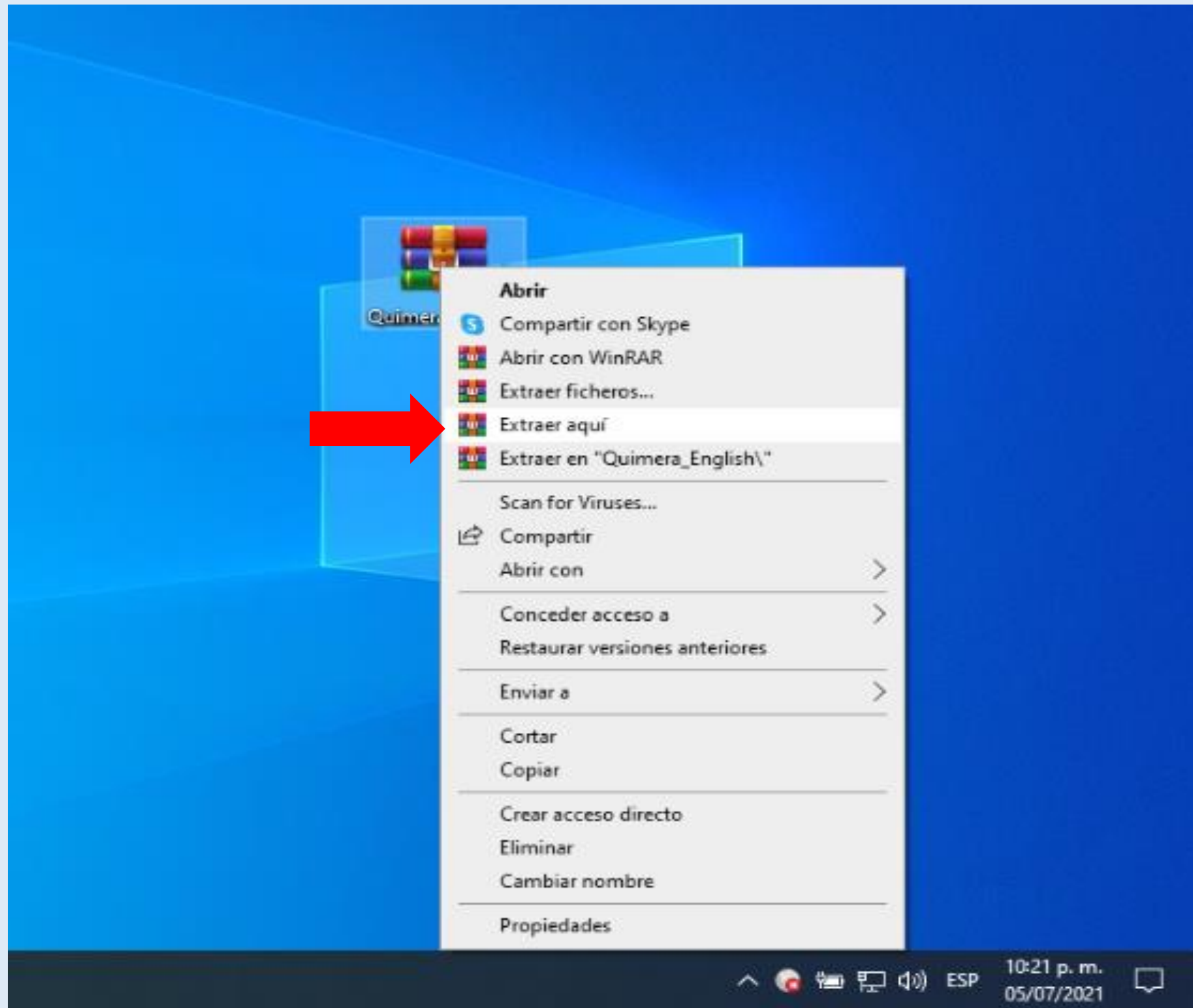
Step 9: then, position the mouse cursor over any place on your desktop that is empty and then right click and proceed to paste the file on your desktop.



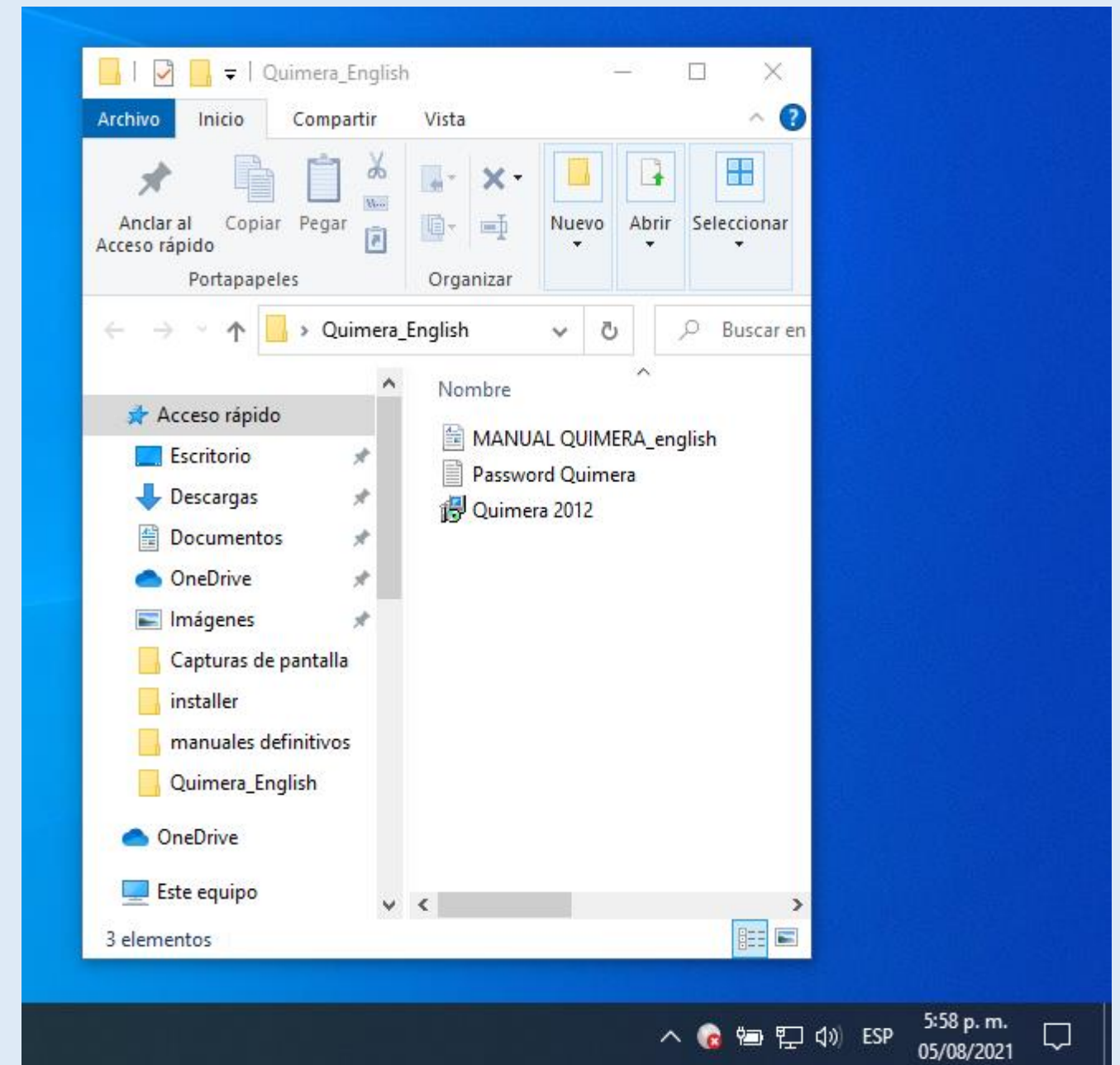
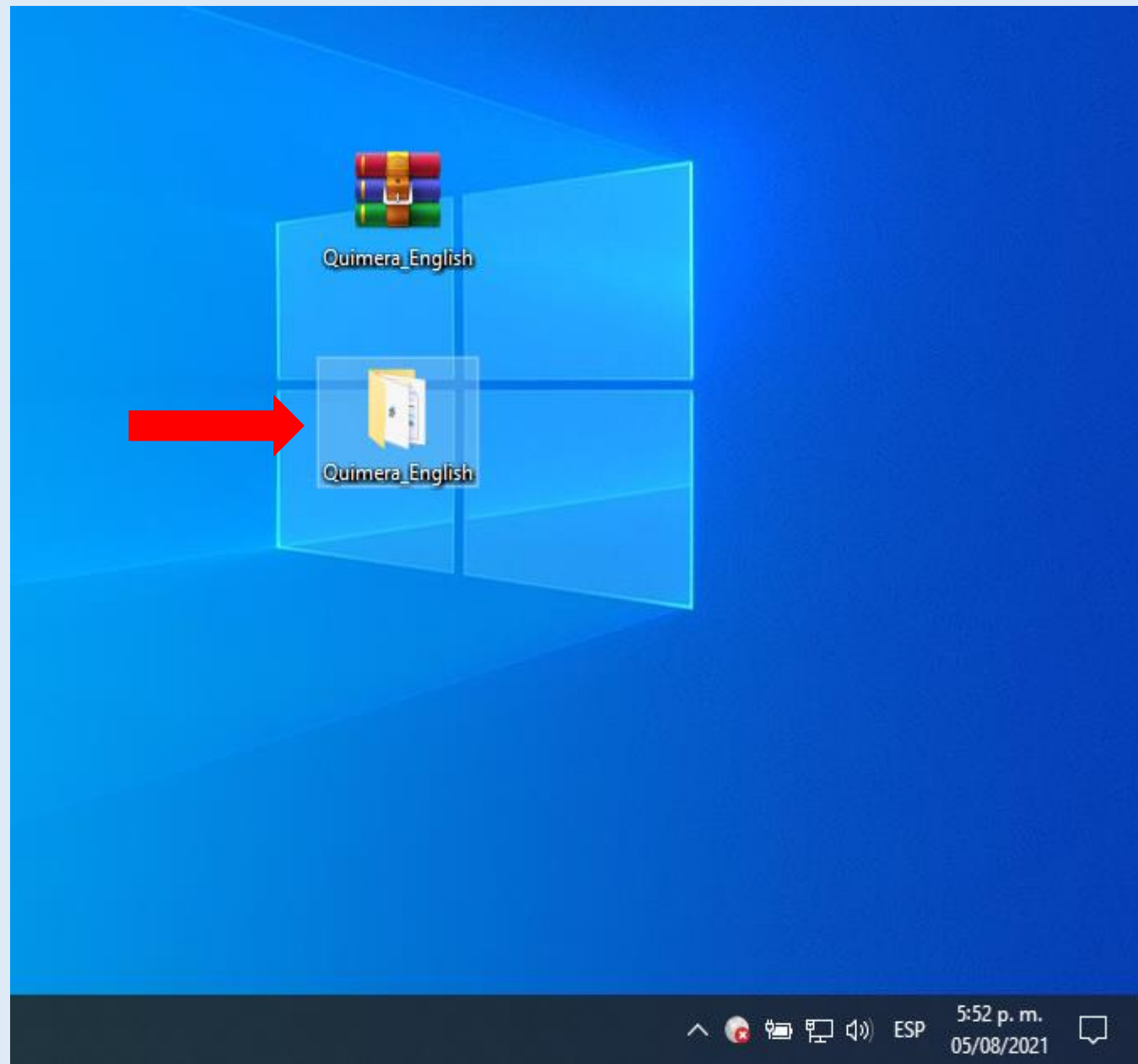
Step 10: it will look like this



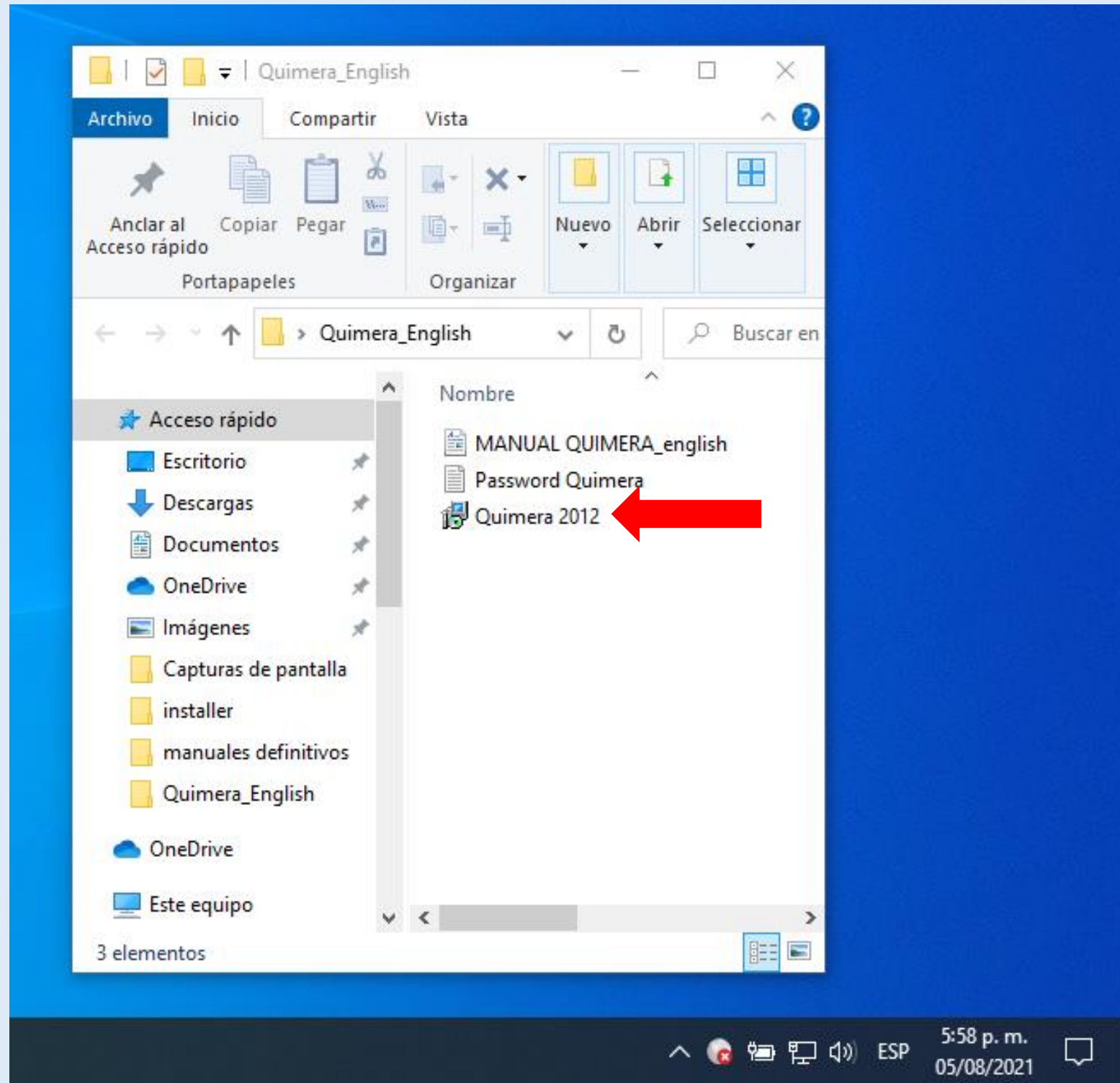
Step 11: position the cursor over the file and right click, a drop-down menu will open and select "Extract here"



Step 12: this folder containing multiple files will appear, you left click on this file

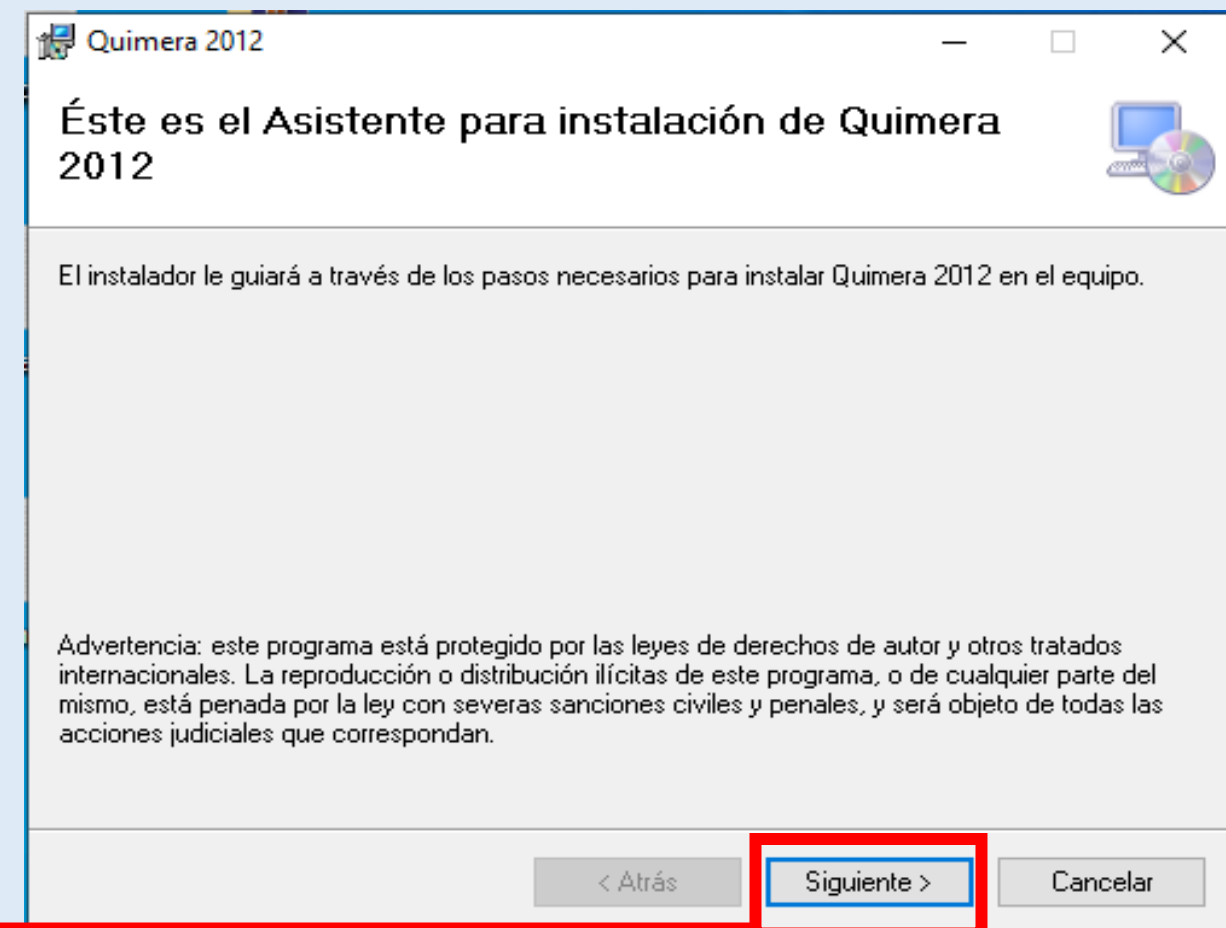
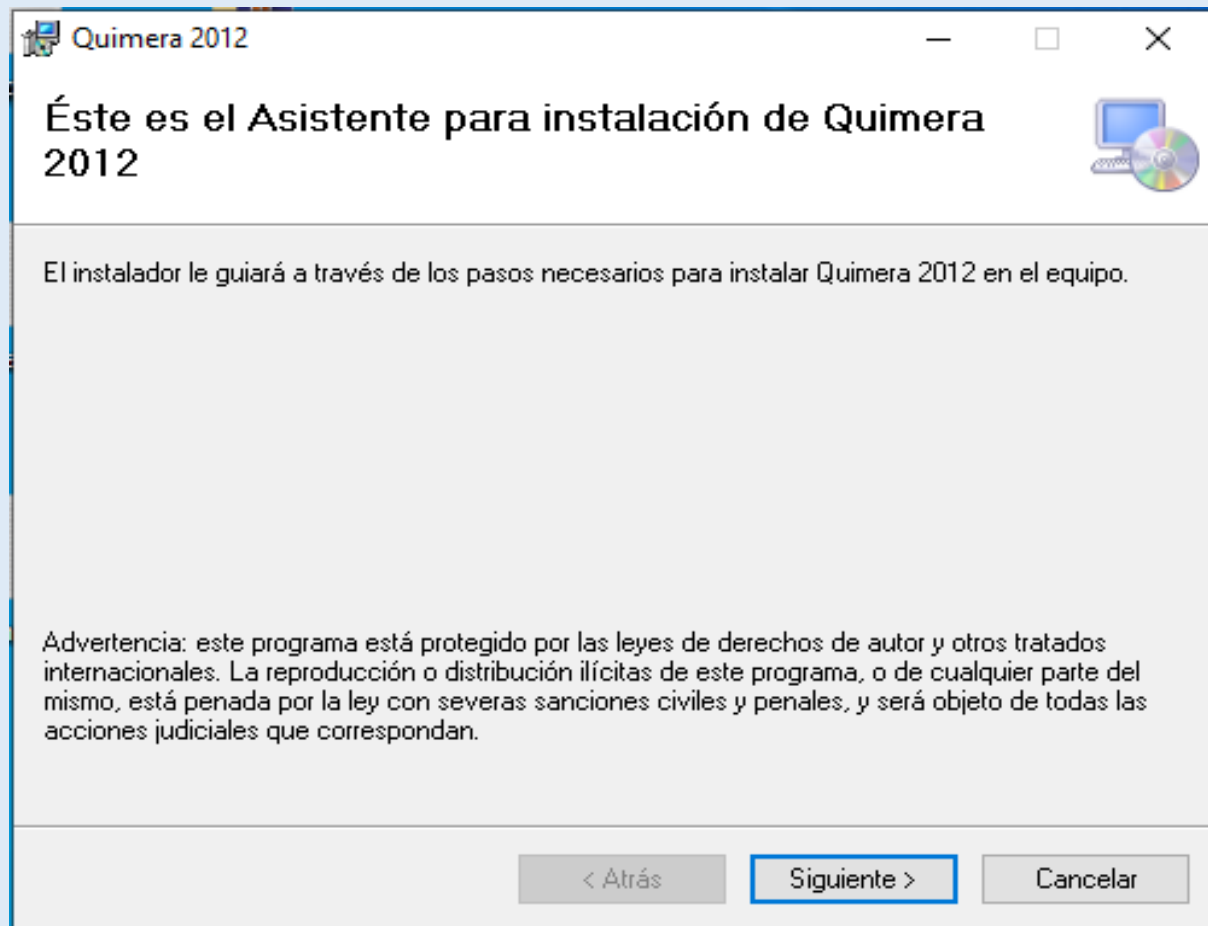


Step 13: you must left click on the file Quimera2012



Step 14: Left clicking will open the installer of Quimera, this installer will guide you through the simple installation steps.

1. You must left click again on "next"



1

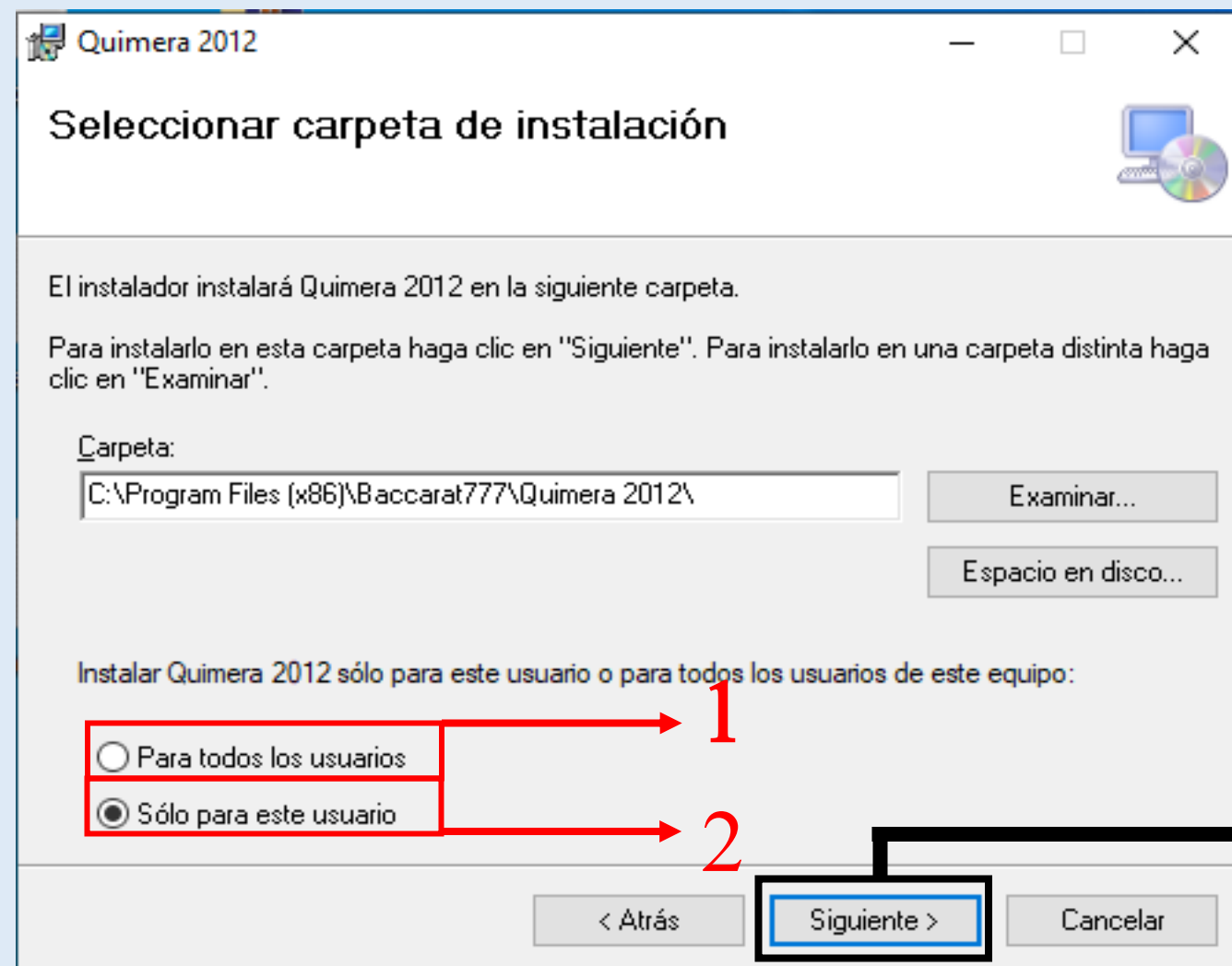
Step 15: the installer will automatically create a folder on disk "c".

As can be seen in the image, you can choose:

1- For all users.

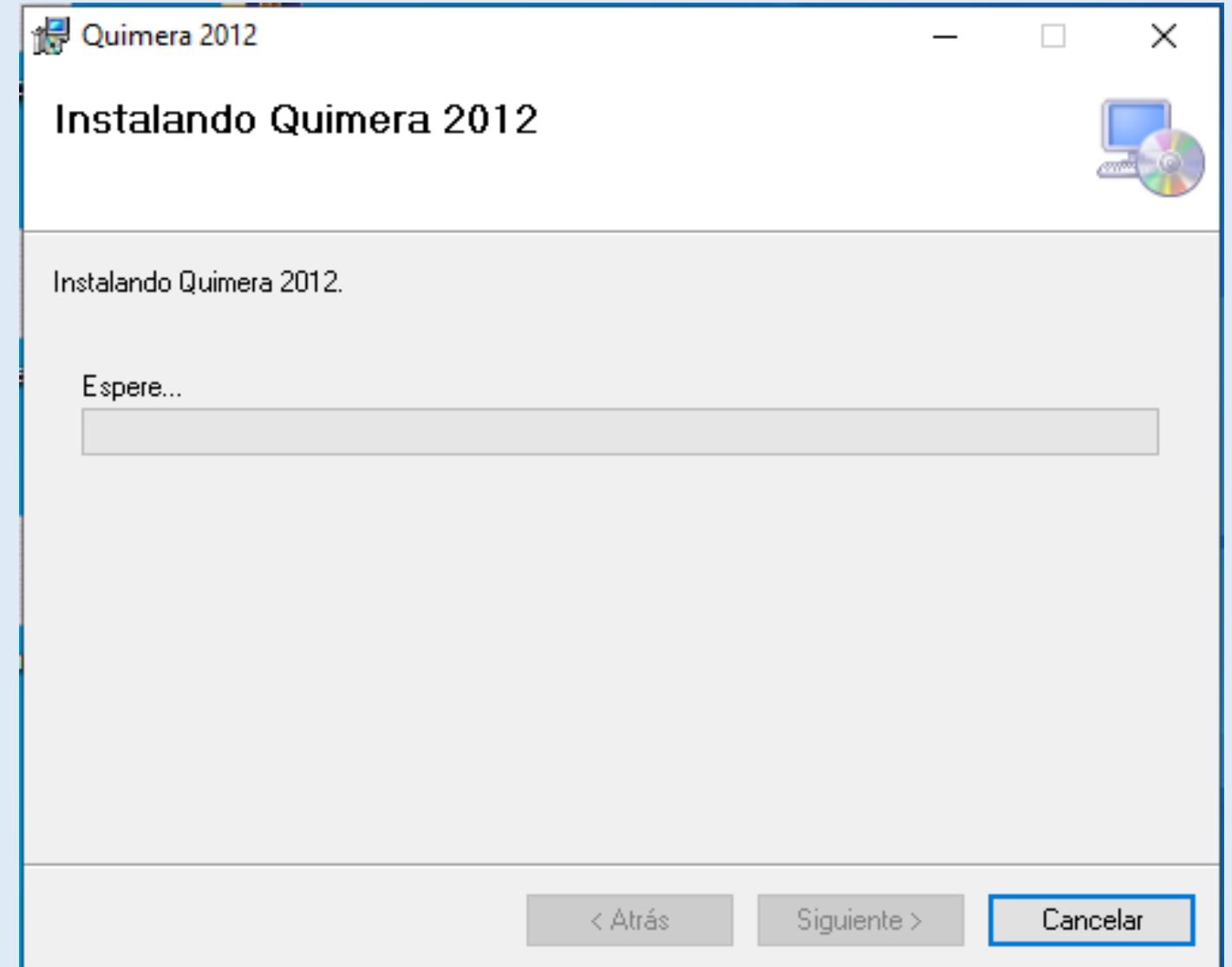
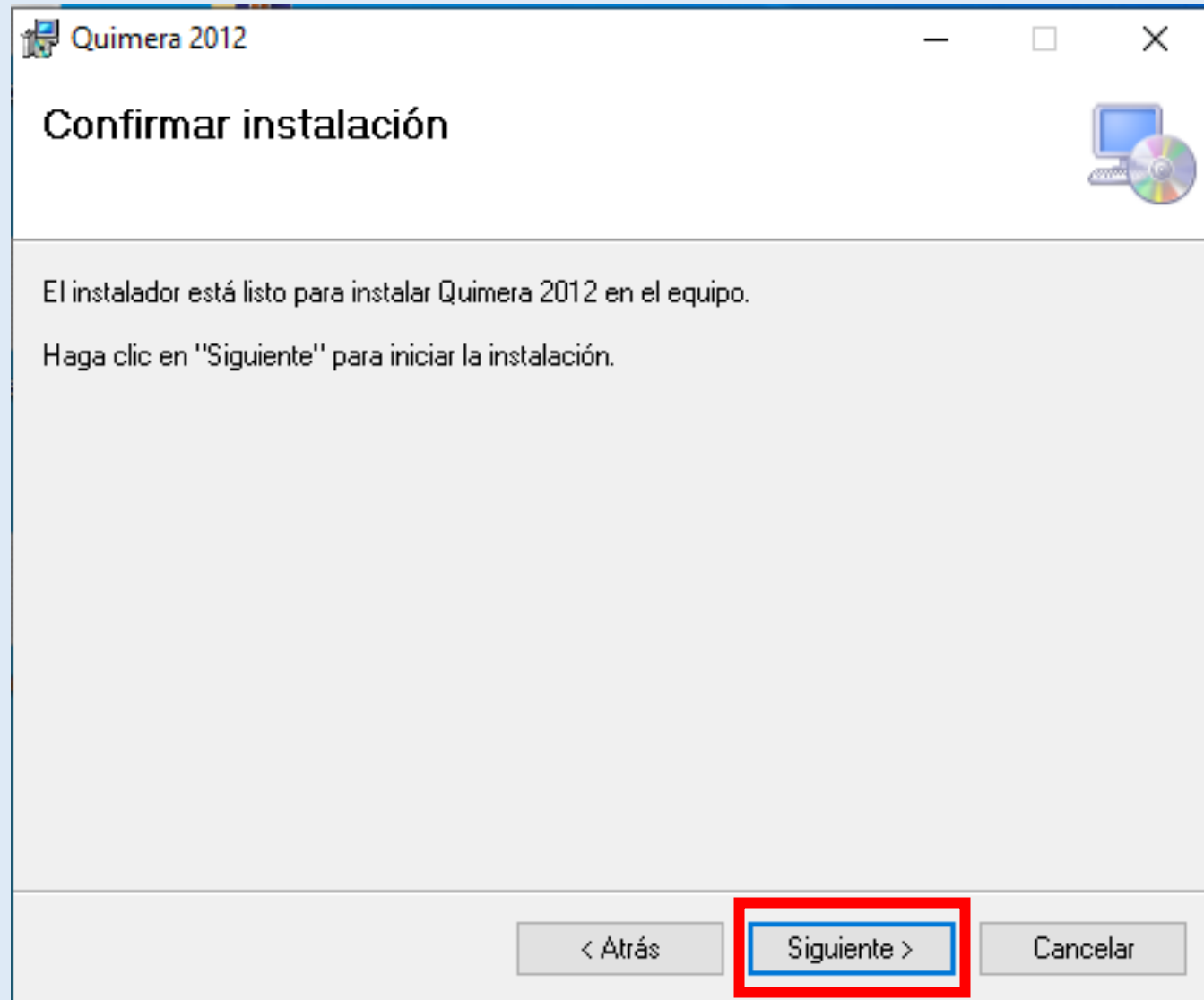
2- Only for this user.

Personally, my machine is protected by username and password, so I choose the second option.



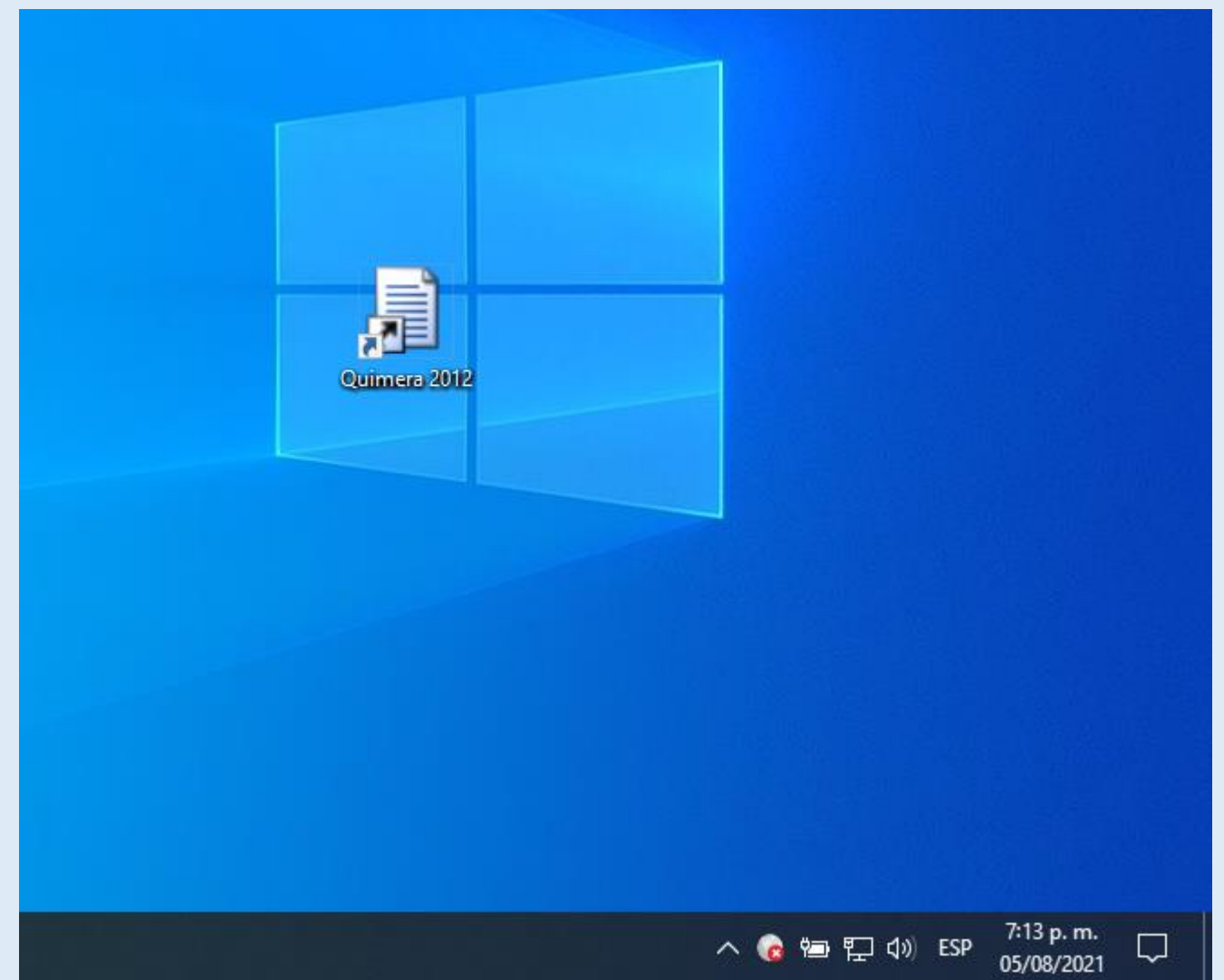
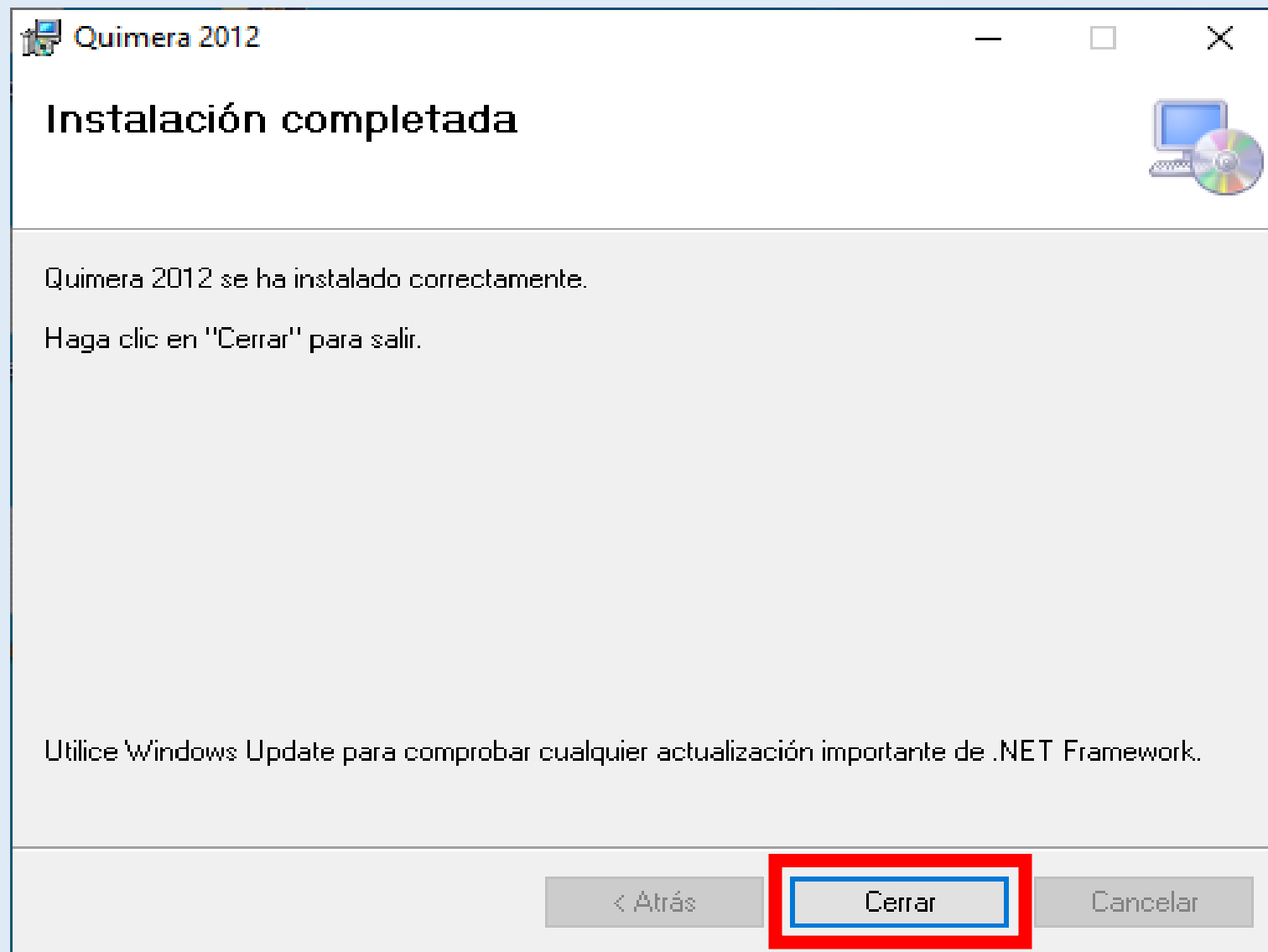
You should left click on "next"

Step 16: a message will appear saying "click next to start the installation"
You left click on next.



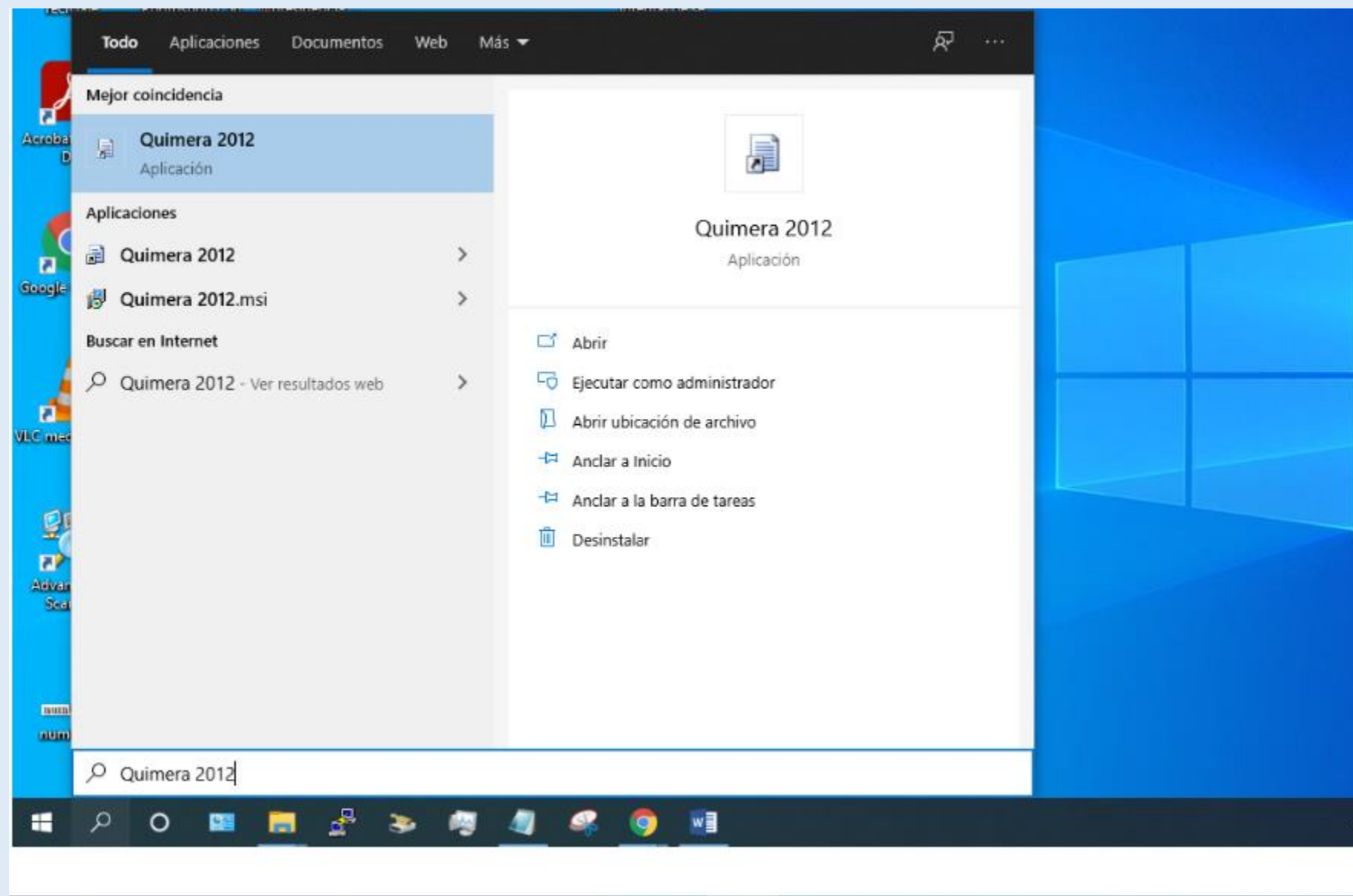
installation begins...

Step 17: installation completes, a shortcut has been created on your desktop called "Quimera 2012" You are ready to use the program.



shortcut created

If for some reason (it should not happen) the shortcut is not created, then in the file browser of your computer you will write: "Quimera 2012" (note that after the name Quimera there is a space) it should appear in the first result.



Questions, concerns?

We are attentive to them.

Sincerely, The Baccarat777 team.

